


**Bristol**



# REMANUFACTURED RIGGER SPECIALS

*80,000 lb. Capacities at 24"*



*Low profile 8'-10" high x 16'-7" long x 8'-0" wide*




*Optional telescoping rigging boom, solo matic tires*



*Direct lift, no chains*

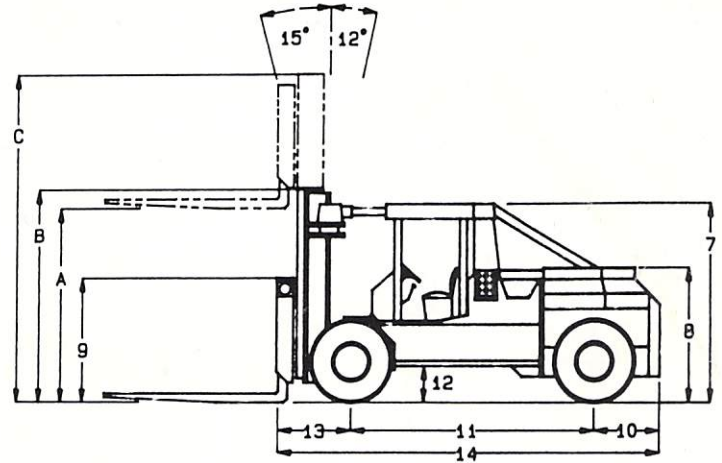
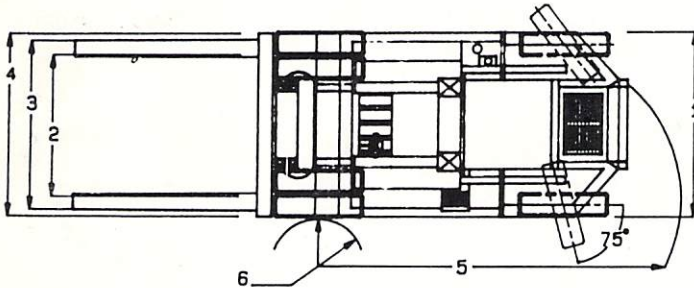




## ASSEMBLED RIGGING TRUCK SPECIFICATIONS

MODEL HMH 80,000

80,000 LB. CAPACITY AT 24" L.C.



A = 98"	
B = 106"	
C = 161"	
1 - WIDTH ACROSS COUNTERWEIGHT	95.5"
2 - TREAD WIDTH, DRIVE AXLE	74.4"
3 - FORK SPREAD (STANDARD)	98.0"
4 - WIDTH OVER TIRES	101.5"
5 - OUTSIDE TURN RADIUS (TAIL SWING)	196.0"
6 - INSIDE TURN RADIUS	23.25"
7 - HEIGHT TO TOP OF "A" FRAME	102.0"
8 - HEIGHT TO TOP OF COUNTERWEIGHT	VARIES
9 - HEIGHT TO TOP OF CARRIAGE	99.0"
10 - STEER AXLE CL TO REAR OF COUNTERWEIGHT	37.0"
11 - WHEELBASE	127.0" TO 167.0"
12 - UNDERCLEARANCE (MAST)	4.0"
13 - DRIVE AXLE CL TO CARRIAGE FACE	37.5"
14 - OVERALL LENGTH, LESS FORKS	199.0"

MIN. AISLE/RIGHT ANGLE STACK (+ LOAD LENGTH)		227.5"
GRADEABILITY	EMPTY	31.2%
	LOADED	51.3%
GRADE CLEARANCE	CENTER OF TRUCK	63%
	REAR OVERHANG	48%
TIRES	10: 00X20 SOLID MATIC	
90 DEGREE MIN. INTERSECTING AISLE		161.6"

TRAVEL SPEED		EMPTY	LOADED
		1st	2.0 MPH
	2nd	4.0 MPH	4.0 MPH
	3rd	11.0 MPH	N.A.

### BUILT TO YOUR SPECIFICATIONS

- 80,000 LB. CAPACITY AT 24" LOAD CENTER
- LONG OR SHORT WHEEL BASE
- WE BUILD "EM", RENT "EM", AND SELL "EM"
- FINANCING AVAILABLE
- RENTAL PURCHASE PROGRAM
- 6 MONTH POWER TRAIN WARRANTY
- GAS OR DIESEL ENGINES RE-MANUFACTURED

The Bristol Group  
 4144 Jimbo Drive  
 Burton, Michigan 48529  
 Phone: 313 743-8560  
 Fax: 313 743-7740